

Edge Microgate Offline

Table of Contents

[Introduction](#)

- [Edge Location\(s\)](#)
- [Edge Powercycle](#)

Introduction


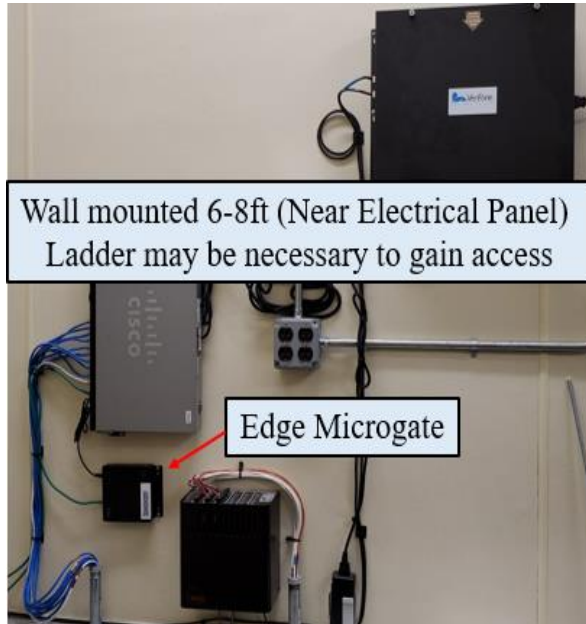
Use the following instructions to help locate and powercycle your Edge Microgate
Your site may have a different model of Edge that will have different outside covering and DFS labels



Edge Location(s)



Site may have a Wall Setup, Under Counter Setup, or variation of both (see pictures below)

Alternate location: office area or located near the ISP (Internet Service Provider) Modem



Edge Powercycle Procedure

- Locate the Power Port (See Image below)
- Unplug the AC Barrel Plug
- Wait 30 secs
- Plug in AC Barrel Plug securely into the Power Port
- Verify Blue LED is ON (See Image below)



To submit a Service Request click here [Submit a Request](#)

[Return to Top](#)